




A large red rectangular graphic. On the left side, there is a stylized globe showing the continents of Europe and Africa. A large, dark red female symbol is positioned behind the globe, extending from the bottom right towards the center. To the right of the globe, a large white number '1' is displayed vertically. Below the globe and symbol, the text 'Overall Gender-Based Statistics' is written in a bold, white, sans-serif font. The entire graphic is set against a solid red background.





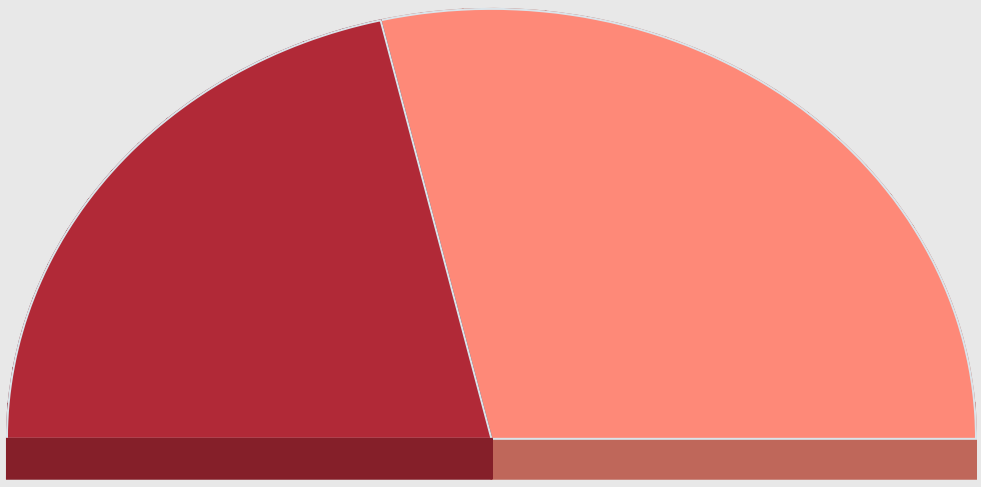
**3503** individuals are currently employed at YU.

**57%** of administrative and **58%** of academic staff are women.

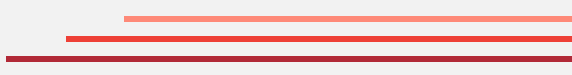
In total; **58%** of the **94** administrative managers and **54%** of the **311** academic managers are women.

**2009** of the staff are women and **1494** are men.

## Gender Data of Overall Staff

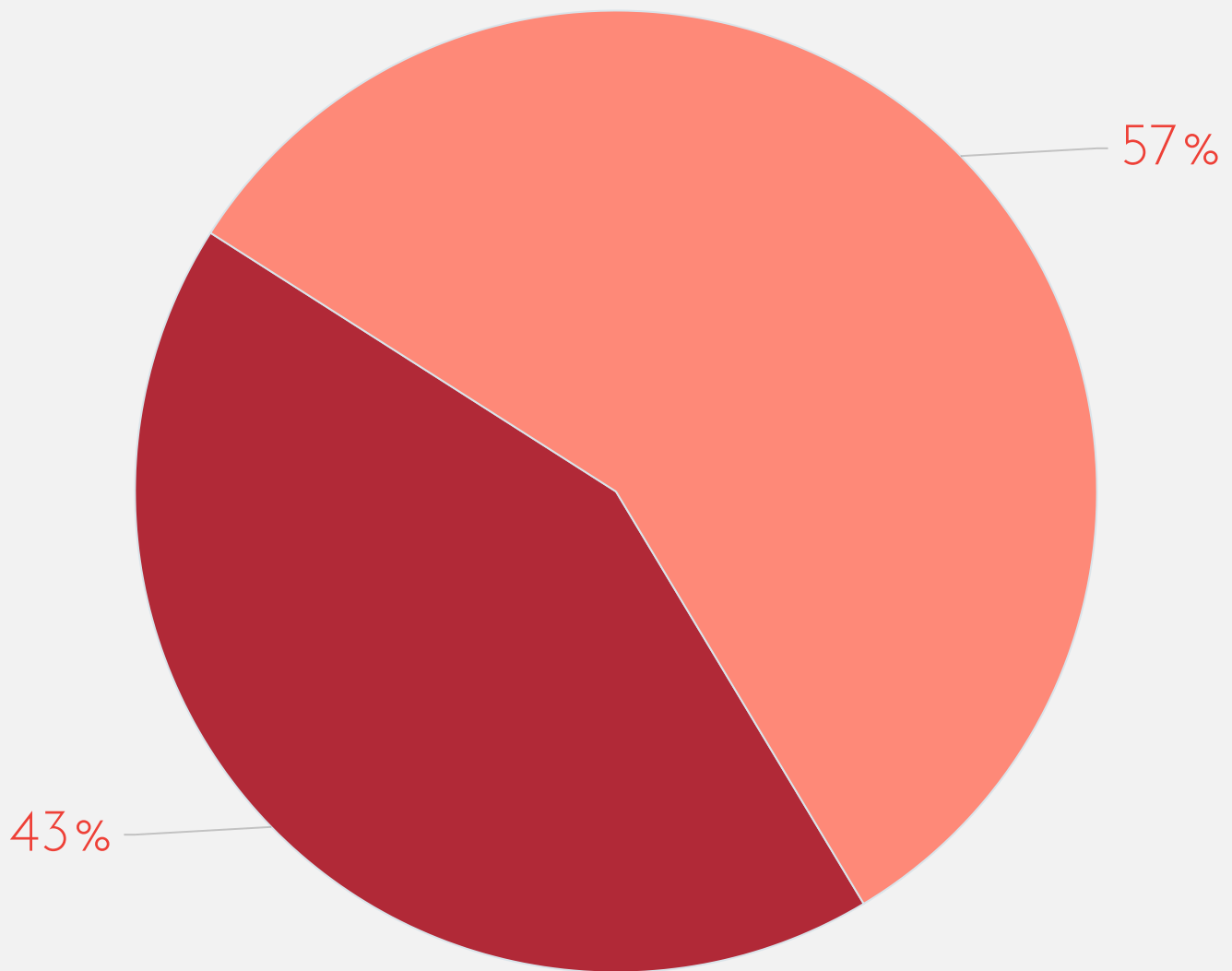


**MEN** 1,494 **WOMEN** 2,009






## Gender Ratio of Overall Number Staff in the University



 MEN

1,494

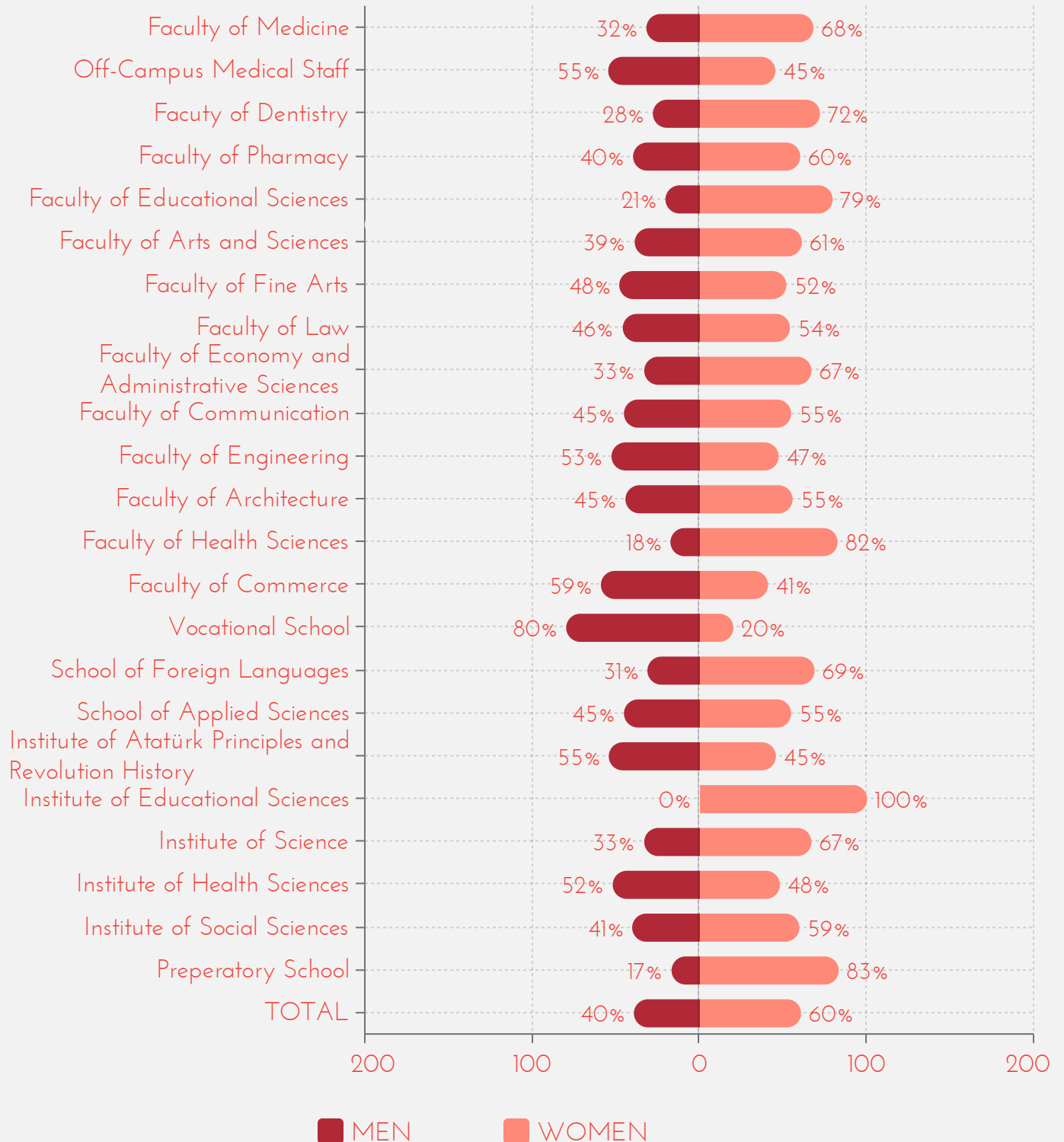
 WOMEN 2,009






# Gender Ratio in Faculties and Institutes

## Overall Number of Staff





# Employment Data of Academic and Administrative Staff


56%


Total number of newly recruited academic staff in 2021 was 196 and 111 of them were women, equaling to 56%.



59%

Total number of newly recruited administrative staff in 2021 was 459 and 272 of them were women, equaling to 59%.





# Disemployment Data of Academic and Administrative Staff

57%

Total number of disemployed academic staff in 2021 was 249 and 143 of them were women, equaling to 57%.



57%

Total number of disemployed administrative staff in 2021 was 726 and 417 of them were women, equaling to 57%.

