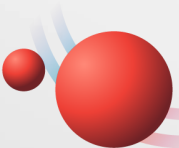
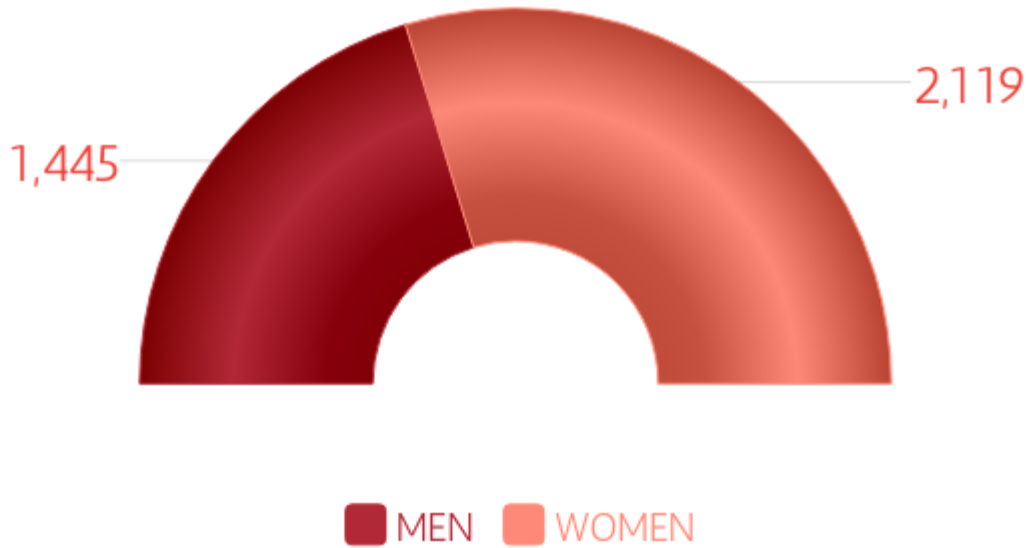


A large red square graphic is centered on the page. Inside the square, on the left, is a globe showing the continents of Africa, Europe, and Asia. To the right of the globe is a large, white, stylized number '1'. Below the globe and the number is a large, dark red female symbol (a circle with a vertical line and a horizontal crossbar).

**Overall
Gender-Based
Statistics**



Gender Data of Overall Staff



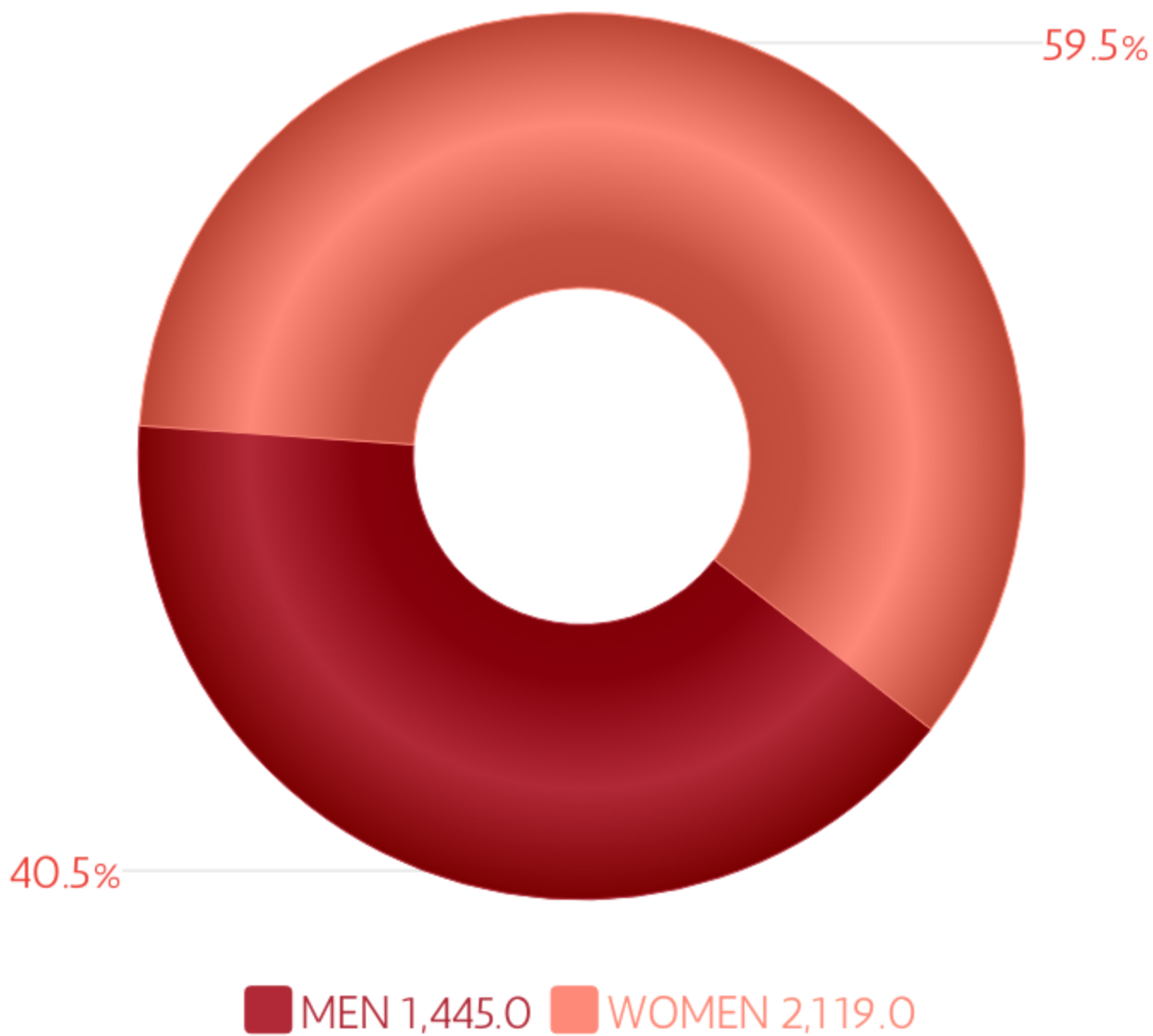
59,73% of administrative and 59,07% of academic staff are women.

In total; **57,14%** of the 70 administrative managers and **54,26%** of the 258 academic managers are women.

2119 of the staff are women and **1445** are men.

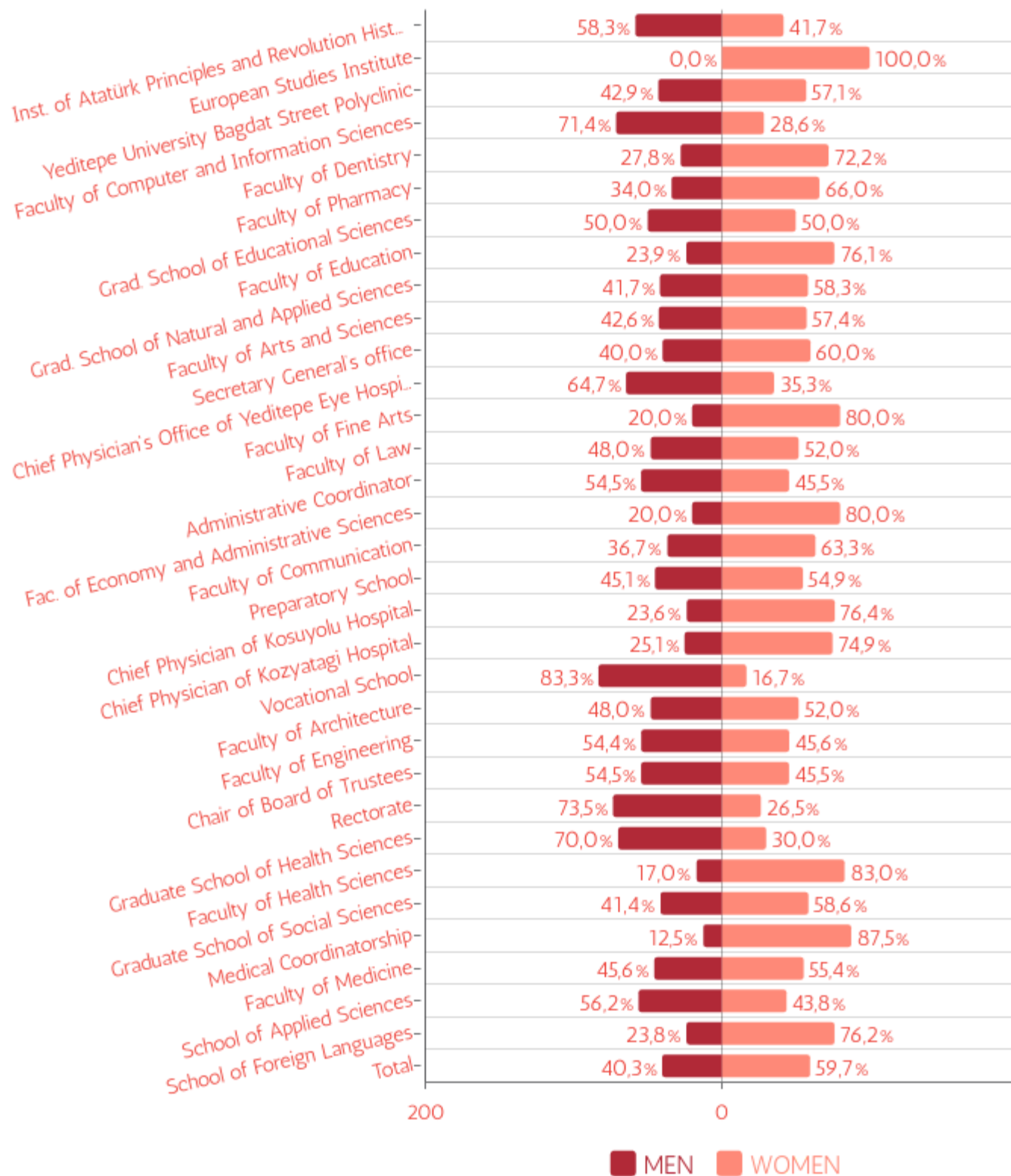
3564 individuals are currently employed at Yeditepe University (December 2023)

Gender Ratio of Overall Staff in the University



Gender Ratio in Faculties and Schools

Overall Staff



Employment Data of Academic and Administrative Staff

59.8%

Total number of newly recruited academic staff in 2023 was 127 and 76 of them were women, amounting to 59.84%.



67.6%

Total number of newly recruited administrative staff in 2023 was 1132 and 766 of them were women, amounting to 67.67%.



Disemployment Data of Academic and Administrative Staff

59.7%

Total number of disemployed academic staff in 2023 was 226 and 135 of them were women, equaling to 59.73%.



65.5%

Total number of disemployed administrative staff in 2023 was 1045 and 685 of them were women, equaling to 65.55%.

